

# ETX-2

## Carrier Ethernet Demarcation



- Feature-rich demarcation and aggregation suite, offering a complete Service Assured Access (SAA) solution
- Ideal for service providers, wholesalers, and mobile operators, seeking to deliver and monitor SLA-based MEF-certified Carrier Ethernet 2.0, and TDM-over-packet services
- Versatile offering of multirate Ethernet over fiber, SHDSL, VDSL, GPON, PDH, and TDM, assuring unified service delivery over any access technology
- TWAMP and Layer-2 OAM, diagnostics for scalable and accurate traffic monitoring, quick fault detection, and troubleshooting of Layer-2 and Layer-3 networks



The ETX-2 Carrier Ethernet Demarcation device is the main component of RAD's Service Assured Access solution, providing:

- Ethernet service uniformity over multiple access technologies including GbE and 10GbE, SHDSL, VDSL, PDH, and SDH
- Operation in diverse topologies including ring, daisy chain, and hub and spoke
- PWE functionality for mobile backhauling and business services
- Synchronization for mobile 2G, 3G, LTE, and LTE-A backhauling networks

ETX-2 is offered in a variety of product options: ETX-203AM, ETX-203AX, ETX-205A, and ETX-220A. [Table 1](#) provides further information on the capabilities offered by each ETX-2 device.

### MARKET SEGMENTS AND APPLICATIONS

ETX-2 is ideal for carriers, service providers, wholesale providers, and mobile operators seeking to offer unified SLA-based Ethernet business services, such as E-Line, E-LAN, E-Tree, and E-Access services.

### NETWORK TOPOLOGIES AND INTEROPERABILITY

ETX-2 supports several network topologies such as linear, daisy chain, and self-healing rings (G.8032v2), working with ETX-5 or third-party Ethernet devices.

### CARRIER ETHERNET 2.0

ETX-2 incorporates a complete set of CE 2.0-certified Ethernet service tools that allow the service provider to distinguish between high- and low-priority traffic, and optimize TCP sessions.

ETX-220A also provides MEF 10.3 color aware and unaware policers, delivering high-scale multi-CoS services with hierarchical Quality of Service (HQoS).

It supports advanced scheduling, WRED per CoS, shaping per EVC and per port, with flexible classification rules and access lists.

### MEF Services

ETX-2 delivers E-Line (EVL, EVPL), E-LAN (EPLAN, EVPLAN), E-Tree (EP-TREE, EVP-TREE), and E-Access services.

### Layer-2 Control Processing

ETX-2 can be configured to forward or discard Layer-2 control frames (including other vendors' L2CP frames).

### DHCP and MLD Snooping

With DHCP and MLDv2 snooping, multicast data is selectively forwarded only to a list of self-learned ports (per multicast group membership), instead of being flooded to all ports in a VLAN.

### TDM Pseudowire

ETX-205A with built-in E1 ports and ETX-2 with smart SFP (MiTOP) provide pseudowire (PWE) services. The PWEs can be encapsulated using CESoPSN per IETF RFC 5086 or SAToP per IETF RFC 4553.

### Resiliency

ETX-2 offers fast protection for virtually any kind of failure, in any linear, ring, or dual-homed topology. The device employs IEEE 802.3ad link aggregation (1:1 LAG), ITU-T G.8032v2 Ethernet ring protection, and ITU-T G.8031 Ethernet linear protection, to ensure continuous availability and sub-50ms restoration in the event of network outages.

It also provides MSTP and RSTP (IEEE 802.1Q) to support loop-free Bridge forwarding over a mesh/ring physical topology.

# ETX-2

## Carrier Ethernet Demarcation

### ETHERNET OVER PDH

ETX-2 transports Ethernet over PDH (EoPDH) infrastructure via the following NG-PDH technologies:

- Generic Framing Procedure (GFP G.7041)
- GFP or PDH (G.8040)
- PDH Virtual Concatenation (VCAT G.7043)
- Link Capacity Adjustment Scheme (VCAT G.7042)

NG-PDH solutions improve overall network availability by reducing latency and optimizing line utilization and throughput.

Integrated management of MiRiCi smart SFPs provides TDM (E1/T1/E3/T3/OC-3/STM-1) connectivity over PDH or SDH legacy networks.

### RESILIENCY

ETX-2 offers fast protection for virtually any kind of failure, in any linear, ring, or dual-homed topology. The device employs IEEE 802.3ad link aggregation (1:1 LAG), ITU-T G.8032v2 Ethernet ring protection, and ITU-T G.8031 Ethernet linear protection, to ensure continuous availability and sub-50ms restoration in the event of network outages.

It also provides MSTP and RSTP (IEEE 802.1Q) to support loop-free Bridge forwarding over a mesh/ring physical topology.

### TIMING AND SYNCHRONIZATION

ETX-2 incorporates RAD's advanced SyncTop synchronization and timing over packet feature set to support mobile heterogeneous network (HetNet) topology.

The device combines Synchronous Ethernet (SyncE) with IEEE 1588v2 Precision Time Protocol per ITU-T G.8265.1 and G.8275.1 Telecom profiles for cost-effective synchronization of frequency and phase.

With an integrated GNSS receiver and 1588v2 Grandmaster support, ETX-2 offers a Distributed GM™ solution, allowing mobile operators and service providers to cost-effectively provide reliable frequency and phase accuracy for LTE-A.

The device also supports 1588v2 ordinary clock (OC), boundary clock (BC), and transparent clock (TC), as well as a dual master operating simultaneously in G.8265.1 and G.8275.1 modes.

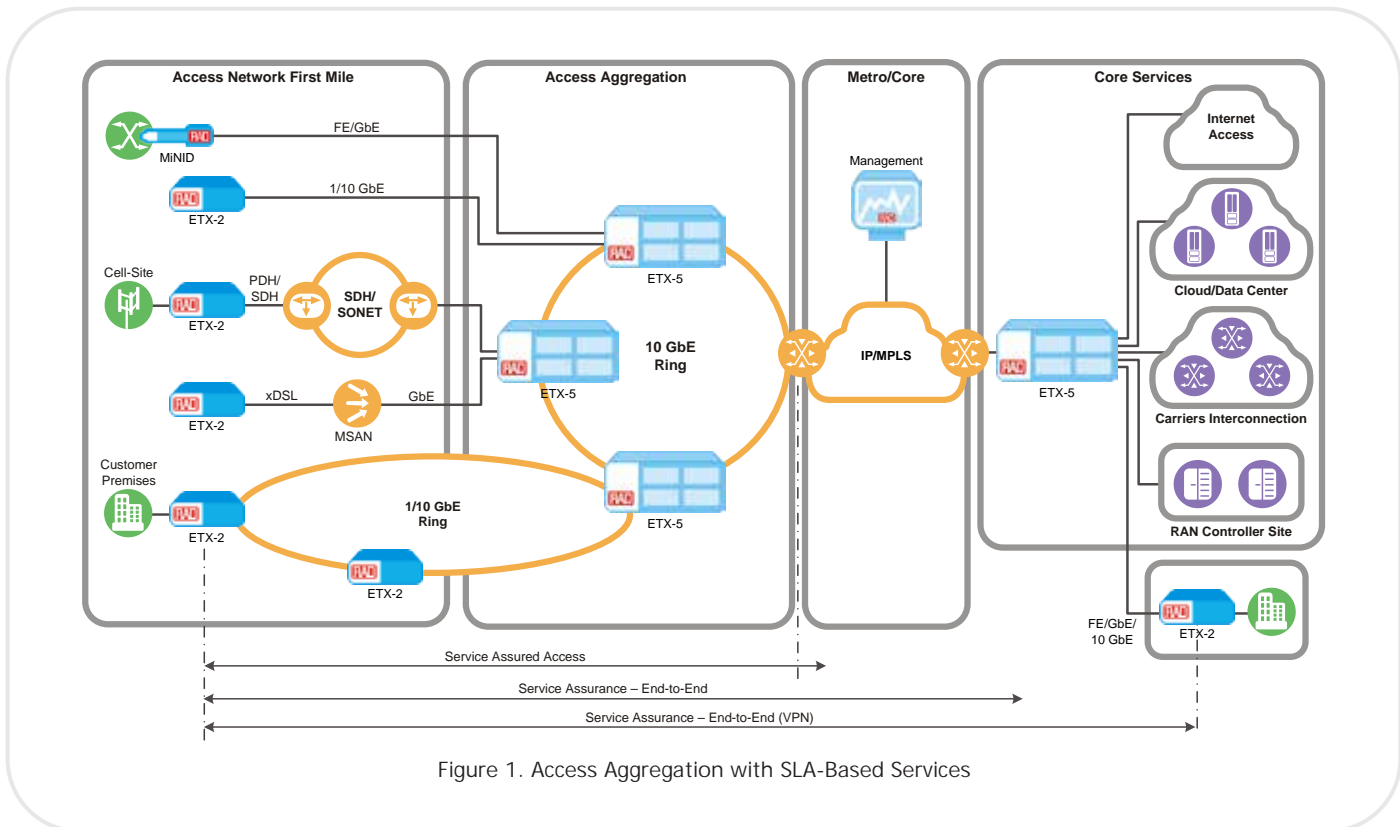


Figure 1. Access Aggregation with SLA-Based Services

## MANAGEMENT AND SECURITY

The device can be managed via RADview, RAD's carrier-class NMS, or any SNMP-based management system. ETX-2 supports a variety of access protocols, including CLI over Telnet, SNMPv3, and TFTP. Security features include SNMPv3, RADIUS (client authentication), TACACS+ (client authentication, authorization, and accounting), SSH, and SFTP.

Access Control Lists (ACL) can also be used to flexibly filter and mark management traffic, enabling service providers to maintain network security by dropping unwanted packets.

## MONITORING AND DIAGNOSTICS

Featuring multi-layer OAM and PM tools, ETX-2 performs hardware-based monitoring and diagnostics at high scale and precision. End-to-end connectivity OAM (IEEE 802.1ag) as well as single-segment OAM (IEEE 802.3-2005) ensure flow-level fault management and performance monitoring over Layer-2 networks and also quickly detect connectivity failures for robust protection. Layer-2 and 3 wirespeed loopbacks offer flexible diagnostic tools.

RFC-5357 TWAMP light delivers the same functionality over Layer-3 networks, as well as one-way TWAMP with counters for loss, delay, fragmented packets, reorders and duplication, in addition to configurable test packet size. Multiple VRF support the robust TWAMP setup. High-scale TWAMP is provided in ETX-205A by a PM controller (PMC) in a dedicated enclosure.

The Performance Management Portal is an SLA assurance system that is part of the RADview management system, enabling real-time monitoring of Ethernet service performance by collecting KPI data from RAD devices.

## Service Activation Tests

The ETX-2 family offers service activation tools with multiple RFC-2544, Y.1564, and L3 SAT testers.

## Digital Diagnostics Monitoring

ETX-2 supports digital diagnostics monitoring (DDM) SFP functions according to SFF-8472, excluding external DDM calibration.

# ETX-2

## Carrier Ethernet Demarcation

Table 1. Feature Comparison –ETX-2 Product Options









Specifications		ETX-203AX 	ETX-203AM 	ETX-205A 	ETX-220A 
Interfaces	10GbE XFP interfaces	–	–	–	+
	FE/GbE SFP interfaces	+	+	+	+
	10/100/1000 electrical interfaces	+	+	+	+
	GbE combo interfaces	–	2 (modular)	+	–
	Extension slot for network interface module	–	+	–	–
	PDH network interfaces (GFP mapping)	Optional 1x E1	4/8 E1/T1, 1/2 T3	–	–
	SHDSL network interfaces	Optional 8W SHDSL	+	–	–
	VDSL2 network interfaces	–	+	–	–
	E1/T1/T3/STM-1/OC-3 network interfaces via integrated Smart SFP (MiRIC)	+	+	+	+
	E1/T1/T3 PWE services via integrated Smart SFP (MiTOP)	+	+	+	+
	E1/T1 PWE services via built-in E1/T1 ports	–	–	Optional 4/8 E1/T1	–
	Optional timing interfaces (2 MHz, 2 Mbps, 1PPS, ToD)	–	–	+	+
Networking Capabilities	Ethernet E-Line, E-LAN, and E-Tree services	+	+	+	+
	Layer-2 forwarding	+	+	+	+
	Flow classification rules	+	+	+	+
	Available bandwidth measurements for Layer-2 services	+	+	+	+
	2-rate/3-color policing per EVC.CoS	+	+	+	+
	Shaping per EVC and EVC.CoS	+	+	+	+
	MultiCoS EVCs per MEF 10.3 policing	–	–	–	+
	Strict priority and weighted fair queuing (WFQ) scheduling	+	+	+	+
	G.8031 linear protection	+	+	+	+
	G.8032v2 ring protection	+	+	+	+
	1:1 link protection with 1:1 LAG/LACP	+	+	+	+
	1:1 link protection with dual homing	+	+	+	+
	LAG with load balancing	–	–	–	+
	Jumbo frame support	+	+	+	+
	Synchronous Ethernet (SyncE) on all interfaces	–	–	+	+
IEEE-1588v2 precision time protocol (PTP) per G.8265.1 and G.8275.1 Telecom profiles	TC	TC	OC, TC, BC, GM with integrated GNNS	OC, TC, BC	

Table 1. Feature Comparison – ETX-2 Product Options (Continued)

Specifications	ETX-203AX 	ETX-203AM 	ETX-205A 	ETX-220A 	
Built-in Y.1564 service activation testers	+	+	+	+ (up to 10G services)	
Continuity fault management (CFM) per IEEE 802.3ag	+	+	+	+	
Service utilization and performance monitoring per ITU-T Y.1731.2012, including synthetic loss measurement	+	+	+	+	
OAM and Diagnostics	Delay and loss measurements per MEF 36	+	+	+	+
	TWAMP light generator and responder (SW license)	+	+	+	+
	PM controller (PMC)	–	–	+	–
	Accurate one-way KPI measurements	–	–	+	+
	LLDP discovery per IEEE 802.1AB	+	+	+	+
	Link-level OAM per IEEE 802.3-2005	+	+	+	+
	RMON2 port-level counters	+	+	+	+
	MSTP and RSTP	+	+	+	+
	DHCP and MLDv2 Snooping	+	+	+	+
	On-demand Layer-2 and 3 loopbacks	+	+	+	+
General and Management	Zero-touch provisioning (DHCP, PPPoE)	+	+	+	+
	SNMPv1/v2/v3	+	+	+	+
	RADIUS and TACACS+ AAA	+	+	+	+
	Network time protocol (NTP)	+	+	+	+
	Power supply redundancy	–	–	+	+
	NEBS option	+	+	+	+
	Temperature-hardened option	+	+	+	+
MEF CE2.0	+	+	+	+	

### Specifications

#### CAPACITY

##### Max. Frame Size

12,288 bytes with Ethernet uplinks  
 2,048 bytes with SHDSL uplink module  
 2,112 bytes with VDSL uplink module  
 10,240 bytes with E1/T1/T3 EoPDH uplink module

#### BRIDGE

##### Compliance

802.1D, 802.1Q, 802.1ad

##### Mode

VLAN-aware, VLAN-unaware

##### VLAN Editing

Inner/outer VLAN editing per VLAN and p-bit values

#### HIERARCHICAL QUALITY OF SERVICE (HQOS)

##### Policing

Dual token bucket with user-configurable CIR + CBS and EIR + EBS  
 ETX-220A: Bandwidth policing per MEF 10.3

##### Scheduling

8 × CoS per EVC scheduling elements  
 Strict Priority (SP) and Weighted Fair Queue (WFQ)

##### Shaping

Per port (ETX-220A)  
 Per EVC  
 Per EVC.CoS

#### FLOWS

##### Classification

Per port, outer VLAN or outer + inner VLAN, PCP, TOS/DSCP, Ethertype, or IP/MAC source/destination address

#### RESILIENCY

##### Dual Homing

Dual homed link redundancy

##### Link Aggregation

IEEE 802.1ax (802.3ad) 1:1 LAG with LACP for pairs of network or user Ethernet ports

##### Ethernet Ring

G.8032v2 rings with sub 50 ms protection for Ethernet traffic

##### Ethernet Path Protection

G.8031, for linear 1:1 protection

#### DIAGNOSTICS

##### Loopback Tests

Non-disruptive loopback per flow, with MAC/IP address swap  
 Loopbacks at Ethernet port level

##### Service Activation Tests

RFC-2544: 8 built-in wirespeed testers  
 ITU-T Y.1564: 8 built-in wirespeed testers

##### Alarm Relay (optional)

Type: Dry contacts with three “in”  
 Connector: Terminal block, 9-pin

##### ICMP Echo

Over L2 and L3 services  
 Tests IP connectivity (PING)

#### SHDSL INTERFACES

Provided with SHDSL network module for ETX-203AM modular ordering option and with ETX-203AX SHDSL8W ordering option

##### Type

SHDSL.bis

##### Number of Ports

Two or four

##### Number of Wires

Four or eight

##### Connectors

Replaceable network module, with one RJ-45 connector for 4-wire ordering option or two RJ-45 connectors for 8-wire ordering option

##### Line Coding

16 or 32 TC-PAM

##### Line Rate

192–5696 kbps (see [Table 2](#))

##### Impedance

135 W

##### Compliance

ITU-T G.991.2, G.994.1, ETSI TS 101524

##### Bonding

According to IEEE 802.3ah, ITU-T G.998.2

Table 2. SHDSL Typical Ranges (26 AWG)

Data Rate	4-wire		8-wire	
	[kbps]	[km] [mi]	[km] [mi]	[mi]
192	8	4.9	8	4.9
512	6.7	4.1	6.7	4.1
1536	6	3.7	6.5	4
2048	5.7	3.5	6.4	3.9
4096	5.1	3.1	5.7	3.5
4608	5	3	5.5	3.4
5696	4.6	2.8	5.1	.1
11392	2.9	1.8	4.6	2.8
17088	–	–	3.5	2.1
22784	–	–	2.9	1.8

#### VDSL2 INTERFACES

Provided with VDSL2 network module for ETX-203AM modular ordering

Operates in CPE mode only.

##### Type

VDSL.bis

##### Temperature

Operates in non-hardened devices of up to 35°C (90°F). Above this temperature, requires hardened device.

##### Number of Ports

Four VDSL2 ports (two per connector)

##### Number of Wires

Eight

##### Connectors

Replaceable network module, with two RJ-45 connectors (UTP)

##### Impedance

VDSL2 over POTS: 100 W  
 VDSL2 over ISDN: 135 W

##### Compliance

ITU-T G.993.2, G.997.1, G.998.2, IEEE 802.3, ETSI TS 101524

##### Bonding

According to ITU-T G.998.2 VDSL2 PTM

One bonding group; supports up to four VDSL ports per group

Bonding payload rate up to 400 Mbps DL /200 Mbps UL, with packet forwarding throughput 380 Mbps DL/180 Mbps UL

**Line Coding**

DMT

**Payload Rate**

100 Mbps DL/50 Mbps UL per line

Table 3. VDSL Ranges

Profile	Bandwidth (MHz)	Number Downstream Carriers	Carrier Bandwidth (kHz)	Max Aggregate Downstream Transmit Power (dBm)	Max Downstream Throughput (Mbit/s)
8a	8.832	2048	4.3125	+17.5	50
8b	8.832	2048	4.3125	+20.5	50
8c	8.5	1972	4.3125	+11.5	50
8d	8.832	2048	4.3125	3.9	50
12a	12	2783	4.3125	3.5	68
12b	12	2783	4.3125	3.4	68
17a	17.664	4096	4.3125	3.4	100

**E1/T1 INTERFACES (ETHERNET OVER PDH)**

(ETX-203AM: EoPDH E1/T1 network module, ETX-203AX with E1 network port)

**Number of Ports**

ETX-203AM: four or eight

ETX-203AX: one

**Compliance**

G.703, G.823

**Data Rate**

E1: 2.048 Mbps

T1: 1.544 Mbps

**Line Coding**

E1: HDB3

T1: B8ZS

**Framing**

E1: Framed (G732N with CRC)

T1: Framed (ESF)

**Impedance**

E1: 120W, balanced

75W, unbalanced (via adapter cable)

T1: 100W, balanced

**Connectors**

Replaceable network module, with four RJ-45 connectors:

Four E1/T1 ports: One E1/T1 interface per RJ-45

Eight E1/T1 ports: Two E1/T1 interfaces per RJ-45; with adapter cable

**ETHERNET INTERFACES**See [Table 4](#) for ETX-2 product options.**Network Encapsulation**

MEF 8, UDP/IP

**T3 INTERFACES**

(ETX-203AM: EoPDH T3 network module)

**Number of Ports**

1 or 2

**Compliance**

G.703, G.823

**Data Rate**

44.736 Mbps

**Line Coding**

B3ZS

**Framing**

C-bit parity

**Impedance**

75 W, unbalanced

**Connectors**

Replaceable network module, with one or two pairs of BNC connectors:

One T3 port – One pair

Two T3 ports – Two pairs

**TIMING****Synchronous Ethernet**

ITU-T G.8261-G.8264

**1588v2**

Ordinary clock (OC) (ETX-205A, ETX-220A)

Boundary clock (BC) (ETX-205A, ETX-220A)

Grandmaster (GM) with GNSS (ETX-205A)

Dual master operating simultaneously in G.8265.1 and G.8275.1 modes

(ETX-205A, ETX-220A)

Transparent clock (TC)

Phase and frequency synchronization

**Station Clock****(ETX-205A, ETX-220A)**

Type: Balanced E1, unbalanced E1 (via adapter cable)

Connector: RJ-45

**E1/T1 INTERFACES (TDM PSEUDOWIRE)**

(ETX-205A: built-in TDM PWE E1/T1 ports)

**Number of Ports**

4 or 8

**Compliance**

E1: G.703, G.732N, G.732S

T1: ANSI T1.101, ANSI T1.403

**Data Rate**

E1: 2.048 Mbps

T1: 1.544 Mbps

**Line Coding**

E1: HDB3

T1: B8ZS

**Framing**

E1: Framed (G.732N with or without CRC)

Framed with CAS (G.732S with or without CRC)

Unframed

T1: Unframed or ESF

**Impedance**

E1: 120W, balanced

75W, unbalanced (via adapter cable)

T1: 100W, balanced

**Connectors**

Electrical, RJ-45

**Payload Encapsulation**

CESoPSN, SAToP

# ETX-2

## Carrier Ethernet Demarcation

Table 4. Ethernet Interfaces – ETX-2 Product Options

Specifications	ETX-203AX	ETX-203AM	ETX-205A	ETX-220A	
10GbE	Number of Ports	–	–	Network: 1 or 2 User: 1 or 2	
	Type	–	–	XFP	
	Fiber Optic (XFP-based)	–	–	10GBaseSR 10GBaseER 10GBaseLR 10GBaseZR	
	XFP Transceivers	–	–	See <i>Note</i>	
GbE	Number of Ports	6 5 in ETX-203AX-E1	4 fixed ports and 2 ports on replaceable module	6 Up to 12 or 22	
	Type	SFP or copper port	SFP, copper, or SFP/copper combo port	SFP/copper combo port SFP or copper port	
	Fiber Optic (SFP-based)		Fast Ethernet: 100BaseFx, 100BaseLX10, 100BaseBx10 Gigabit Ethernet: 1000BaseSx, 1000BaseLX10, 1000BaseBx10		
	Copper		10/100BaseT or 10/100/1000BaseT		
	Connector	Port 1: SFP slot All other ports: SFP slot or RJ-45	Replaceable module with SFP slot and RJ-45	SFP slot or RJ-45	SFP slot or RJ-45
	SFP Transceivers				See <i>Note</i>

**Note:** It is strongly recommended to order this device with **original** RAD SFPs/XFPs. RAD cannot guarantee full compliance to product specifications for units using non-RAD SFPs/XFPs. For full details on SFP/XFP transceivers, see the SFP/XFP Transceivers data sheet at [www.rad.com](http://www.rad.com). For the list of SFP/XFP transceivers supported by ETX-220A, see the [SFP/XFP Compatibility](#) document.

### PTP Ports

#### (ETX-205A, ETX-220A)

ToD/1PPS (RJ-45)  
External clock (CONN.COAX SMA)  
1PPS (CONN.COAX SMA)

### MANAGEMENT

#### Ethernet Management Port

Type: 10/100/1000BaseT  
Connector: RJ-45

#### Control Port

#### (ETX-203AM, ETX-203AX, ETX-205A, ETX-220A)

Interface: V.24/RS-232 DCE  
Connector: RJ-45  
Format: Asynchronous  
Data rate: 9.6, 19.2, or 115.2 kbps

### Management Options

Password-protected access, authorization levels

Secure CLI via SSH

Telnet, SNMPv3, SFTP

RADIUS or TACACS+ authentication

Plug and play zero touch provisioning

#### Routing for Management

IP forwarding, dual-stack IPv4 and IPv6 routing, static routing

### GENERAL

#### Compliance

CE 2.0, MEF 6 (E-Line – EPL and EVPL, E-LAN – EPLAN and EVPLAN), MEF 10, MEF 9, MEF 14, MEF 20, MEF 36, IEEE 802.3, 802.3u, 802.1D, 802.1Q, 802.1p, 802.3ad, 802.3-2005, 802.1ax, 802.1ag, ITU-T Y.1731, G.8031, G.8032v2, G.8262, G.8265, RFC-2544, ITU-T Y.1564



Table 5. Power, Physical, and Environmental Specifications – ETX-2 Product Options

Specifications	ETX-203AX	ETX-203AM	ETX-205A	ETX-220A	
Power	Power Supply (19" enclosure)	–	–	AC: 100 to 240 VAC, 50/60 Hz DC: 24/48 VDC nominal (20 to 72 VDC)	AC: 100 to 240 VAC, 50/60 Hz DC: -48 VDC nominal (-40 to 72 VDC)
	Power Supply (8.5" enclosure)	Wide-range AC/DC with auto detection AC: 85 to 264 VAC, 47/63 Hz DC: 48 VDC (40 to 370 VDC)	AC: 100 to 230 VAC ( $\pm 10\%$ ), 47–63 Hz DC: -48 VDC (36 to 72 VDC)	AC: 100 to 240 VAC, 50/60 Hz DC: 48 VDC (48 to 60 VDC)	–
	Power Consumption	15 W max	Modular base: 12 W max Modular uplink: 5 W max VDSL: 10 W max	19": 22 W max $\frac{1}{2}$ 19": 21 W max PMC option: 90 W max	70 W max
Physical	Size (19" enclosure):				
	Height	–	–	43.7 mm (1.7 in)	43.7 mm (1.7 in)
	Width	–	–	440 mm (17.4 in)	440 mm (17.4 in)
	Depth	–	–	240 mm (9.5 in)	Non-NEBS: 240 mm (9.5 in) NEBS: 300 mm (11.8 in)
	Size (8.5" enclosure):				
	Height	43.7 mm (1.7 in)	43.7 mm (1.7 in)	43.7 mm (1.7 in)	–
Width	220 mm (8.6 in)	215 mm (8.5 in)	215 mm (8.5 in)	–	
Depth	170 mm (6.7 in)	300 mm (11.8 in)	300 mm (11.8 in)	–	
Environment	Storage Temperature	-40 to 85°C (-40 to 185°F)	-40 to 85°C (-40 to 185°F)	-40 to 85°C (-40 to 185°F)	-40 to 85°C (-40 to 185°F)
	Operating Temperature	Regular: 0 to 50°C (32 to 122°F) NEBS: 0 to 55°C (32 to 131°F) Temperature hardened: -20 to 65°C (-4 to 149°F)	Regular: 0 to 50°C (32 to 122°F) Temperature hardened: -20 to 65°C (-4 to 149°F)	Regular: 0 to 50°C (32 to 122°F) Temperature hardened: -40 to 65°C (-40 to 149°F)	Regular: 0 to 50°C (32 to 122°F) Temperature hardened: -20 to 65°C (-4 to 149°F)
	<b>Notes:</b> <i>In the temperature-hardened device, a single SFP-30H is supported at temperature up to 62°C.</i>  <i>In the regular enclosure (plastic), it is recommended to use a hardened SFP only, in order to operate the device at ambient temperature up to 50°C.</i>				
	Humidity	Up to 90%, non-condensing	Up to 90%, non-condensing	Up to 90%, non-condensing	Up to 90%, non-condensing

## Ordering

### RECOMMENDED CONFIGURATIONS

**Note:** For all ETX-203AX, ETX-203AM, ETX-205A, and ETX-220A temperature-hardened options, use SFPs with maximum operating temperature 85°C (185°F).

#### ETX-203AX:

##### ETX-203AX/2SFP/4SFP

2 SFP Fast Ethernet ports, 4 empty SFP slots

##### ETX-203AX/GE/2SFP/4SFP

2 SFP GbE Ethernet ports, 4 empty SFP slots

##### ETX-203AX/2SFP/2UTP2SFP

2 SFP Ethernet ports, 2 UTP Ethernet ports, 2 SFP Ethernet ports

##### ETX-203AX/2SFP/4UTP

2 SFP Ethernet ports, 4 Ethernet UTP ports

##### ETX-203AX/2UTP/4UTP

2 UTP Ethernet ports, 4 Ethernet UTP ports

##### ETX-203AX/1SFP1UTP/4UTP

1 SFP Ethernet slot, 1 UTP Ethernet port, 4 Ethernet UTP ports

##### ETX-203AX/H/1E1/1SFP/2UTP2SFP

Hardened, 1 E1 port, 1 SFP Ethernet port, 2 UTP Ethernet ports, 2 SFP Ethernet ports

##### ETX-203AX/GE30/SH8W/1UTP

8.5" metal enclosure, 1 SHDSL 8-wire port (2x RJ-45), 1 UTP GbE port

##### ETX-203AX/H/GE30/2SFP/4SFP

8.5" metal enclosure, Hardened, 2 SFP GbE Ethernet ports, 4 empty SFP slots

#### **Note for ETX-203AX:**

All ordering options are available with FE, GE, GE30, or H (hardened) option.

#### ETX-203AM:

##### ETX-203AM/DC/GE30/2ETH/2SFP2UTP

DC power supply, GbE Ethernet ports with multiple shapers, Ethernet network module, 2 SFP Ethernet ports, 2 copper Ethernet ports

##### ETX-203AM/AC/SH4W/4UTP

AC power supply, fast Ethernet ports, SHDSL 4-wire network module, 4 copper Ethernet ports

##### ETX-203AM/AC/GE/2ETH/4SFP

AC power supply, GbE Ethernet ports, Ethernet network module, 4 SFP Ethernet ports

##### ETX-203AM/AC/GE30/8E1T1/4UTP

AC power supply, GbE Ethernet ports, multiple shaped EVCs, E1/T1 8-port network module, 4 copper Ethernet ports

##### ETX-203AM/AC/GE/4UTP

AC power supply, GbE Ethernet ports, no network module, 4 copper Ethernet ports

##### ETX-203AM/H/AC/GE30/VDSL8W/POTS/4UTP

Hardened, AC power supply, GbE Ethernet ports, four VDSL ports (8-wire) over POTS, four copper Ethernet ports

##### ETX-203AM/H/AC/GE30/VDSL8W/ISDN/4UTP

Hardened, AC power supply, GbE Ethernet ports, four VDSL ports (8-wire) over ISDN, four copper Ethernet ports

#### **Notes for ETX-203AM:**

- All ordering options are available with FE, GE, GE30, or H (hardened) option.
- Only the Ethernet network module (2ETH) is NEBS certified.

#### ETX-205A:

##### ETX-205A/AC/19

AC power supply, 19" enclosure

##### ETX-205A/AC/19/4E1T1

AC power supply, 19" enclosure, 4 E1/T1 ports

##### ETX-205A/AC/19/8E1T1

AC power supply, 19" enclosure, 8 E1/T1 ports

##### ETX-205A/AC/19/SYE

AC power supply, 19" enclosure, SyncE

##### ETX-205A/AC/19/PTP

AC power supply, 19" enclosure, 1588v2 timing and SyncE

##### ETX-205A/AC/19/4E1T1/PTP

AC power supply, 19" enclosure, 4 E1/T1 ports, 1588v2 timing and SyncE

##### ETX-205A/AC/19/8E1T1/PTP

AC power supply, 19" enclosure, 8 E1/T1 ports, 1588v2 timing and SyncE

##### ETX-205A/AC/19/GPS

AC power supply, 19" enclosure, integrated grandmaster and GNSS receiver

##### ETX-205A/AC/PTP

AC power supply, 8.5" enclosure, 1588v2 timing and SyncE

##### ETX-205A/DC/4E1T1/PTP

DC power supply, 8.5" enclosure, 4 E1/T1 ports, 1588v2 timing and SyncE

##### ETX-205A/HN/DCR/19/PTP

Dual DC power supply, temperature-hardened NEBS-certified 19" enclosure, 1588v2 timing and SyncE

#### ETX-205A (PMC):

##### ETX-205A/AC/19V/DC2X/128S/PMC

AC power supply, dual core 2.5 GHz x86 processor, 128 GB solid state disk (SSD), PM controller (PMC) application

**Note for ETX-205A:** 19" ordering options are available with any combination of AC or DC power supplies.

**ETX-220A:****ETX-220A/AC/2XFP/20S/SYE/ESK**

AC power supply, 2 XFP 10GbE ports, 20 SFP GbE ports, SyncE, enhanced SW key

**ETX-220A/AC/2XFP/10U10S/SYE/ESK**

AC power supply, 2 XFP 10GbE ports, 10 copper GbE ports, 10 SFP GbE ports, SyncE, enhanced SW key

**ETX-220A/AC/3XFP/10S/SYE/ESK**

AC power supply, 3 XFP 10GbE ports, 10 SFP GbE ports, SyncE, enhanced SW key

**ETX-220A/AC/3XFP/10U/SYE/ESK**

AC power supply, 3 XFP 10GbE ports, 10 copper GbE ports, SyncE, enhanced SW key

**ETX-220A/AC/3XFP/10S/PTP/ESK**

AC power supply, 3 XFP 10GbE ports, 10 SFP GbE ports, SyncE, 1588v2, enhanced SW key

**ETX-220A/AC/4XFP/10U/SYE/ESK**

AC power supply, 4 XFP 10GbE ports, 10 copper GbE ports, SyncE, enhanced SW key

**ETX-220A/AC/4XFP/SYE/ESK**

AC power supply, 4 XFP 10GbE ports, SyncE, enhanced SW key

**ETX-220A/AC/2XFP/20S/SYE/BSK**

AC power supply, 2 XFP 10GbE ports, 20 SFP GbE ports, SyncE, basic SW key

**ETX-220A/AC/2XFP/10U10S/SYE/BSK**

AC power supply, 2 XFP 10GbE ports, 10 copper GbE ports, 10 SFP GbE ports, SyncE, basic SW key

**ETX-220A/AC/3XFP/10S/SYE/BSK**

AC power supply, 3 XFP 10GbE ports, 10 SFP GbE ports, SyncE, basic SW key

**ETX-220A/AC/3XFP/10U/SYE/BSK**

AC power supply, 3 XFP 10GbE ports, 10 copper GbE ports, SyncE, basic SW key

**ETX-220A/AC/3XFP/10S/PTP/BSK**

AC power supply, 3 XFP 10GbE ports, 10 SFP GbE ports, SyncE, 1588v2, basic SW key

**ETX-220A/DC/4XFP/10S/SYE/BSK**

DC power supply, 4 XFP 10GbE ports, 10 SFP GbE ports, SyncE, basic SW key

**ETX-220A/DC/4XFP/10U/SYE/BSK**

DC power supply, 4 XFP 10GbE ports, 10 copper GbE ports, SyncE, basic SW key

**ETX-220A/DC/4XFP/SYE/BSK**

DC power supply, 4 XFP 10GbE ports, SyncE, basic SW key

**ETX-220A/ACR/4XFP/PTP/BSK**

Dual AC power supply, 4 XFP 10GbE ports, SyncE and 1588v2 timing, basic SW key

**Notes for ETX-220A:**

- The Basic Software Key (BSK) option provides basic scheduling with a single queue block per port; the Enhanced Software Key (ESK) option allows for HCoS with shaping per EVC by providing more queue blocks per port (refer to user manual for the exact number).
- All ordering options are available with AC, DC, dual AC (ACR) or dual DC (DCR) power supplies.
- All ordering options are available with H (hardened) option.

**SPECIAL CONFIGURATIONS**

Please contact your local RAD partner for additional configuration options for ETX-203AX, ETX-203AM, ETX-205A, and ETX-220A.

**SUPPLIED ACCESSORIES****ETX-203AX:**

AC power cord

**ETX-203AM:**

AC power cord (if AC power supply is ordered), or DC connector kit (if DC power supply is ordered)

**CBL-E1-SPLT**

Cable to extract 2 E1/T1 ports from one RJ-45 connector of ETX-203AM E1/T1 network module (four cables are supplied if 8 E1T1 option is ordered)

**ETX-205A:**

Power cord (one per power supply)

**RM-34**

Hardware kit for mounting one 19" ETX-205A unit in a 19" rack

**ETX-220A:**

AC power cord (one per power supply)

**RM-34**

Hardware kit for mounting one ETX-220A unit in a 19" rack

**PLUG-DC/TB-S/J** (for DC option only)

**OPTIONAL ACCESSORIES****ETX-203AX:**

AC/DC adapter

**CBL-RJ45/D9/F/6FT**

Control port cable with male RJ-45 and female DB-9 connector

**RM-33-2**

Hardware kit for mounting one or two ETX-203AX regular units in a 19" rack

**RM-35/@**

Hardware kit for mounting one or two hardened/NEBS ETX-203AX units in a 19" rack

**@** Rack mount kit for hardened units:

**A** Kit for mounting one unit

**A2** Kit for mounting two units

Rack mount kit for NEBS units (Default= both kits)

**P1** Kit for mounting one unit

**P2** Kit for mounting two units

**ETX-203AX-SW/GE30**

Software license for 1 Gbps per port, and up to 64 shaped EVCs per port

**ETX-203AX-SW/GE**

Software license for 1 Gbps per port

**ETX-203AM:****CBL-RJ45/D9/F/6FT**

Control port cable with male RJ-45 and female DB-9 connector

**CBL-RJ45/2BNC/E1/X**

Balanced E1 (RJ-45) to unbalanced E1 (2 BNC) adapter cable

**RM-35/@**

Hardware kit for mounting one or two ETX-203AM units in a 19" rack

**@** Rack mount kit (Default=both kits):

**P1** Kit for mounting one unit

**P2** Kit for mounting two units

**RM-35/23-TYPE1-NEBS**

Hardware kit for mounting one or two NEBS-compliant ETX-203AM or ETX-203AX units in a 19" rack

**WM-35**

Wall mount hardware kit for one ETX-203AM unit

**ETX-203AM-SW/GE30**

Software license for 1 Gbps per port, and up to 64 shaped EVCs per port

**ETX-203AM-SW/GE**

Software license for 1 Gbps per port

## ETX-2

## Carrier Ethernet Demarcation

**ETX-205A:****CBL-RJ45/D9/F/6FT**

Control port cable with male RJ-45 and female DB-9 connector

**CBL-RJ45/2BNC/E1/X**

Balanced E1 (RJ-45) to unbalanced E1 (2 BNC) adapter cable

**RM-34-23**

Hardware kit for mounting one 19" ETX-205A unit in a 23" rack

**RM-35/@**

Hardware kit for mounting one or two 8.5" ETX-205A units in a 19" rack

@ Rack mount kit (Default=Both kits):

**P1** Kit for mounting one unit

**P2** Kit for mounting two units

**WM-34**

Wall mount hardware kit for one 19" ETX-205A unit

**WM-35**

Wall mount hardware kit for one 8.5" ETX-205A unit

**ETX-205A-PS/?/!**

? NEBS

**NULL** International

**N** NEBS3

! Power supply

**AC** Single AC power supply

**DC** Single DC power supply

**ETX-220A:****CBL-RJ45/D9/F/6FT**

Control port cable with male RJ-45 and female DB-9 connector

**RM-34-23**

Hardware kit for mounting one ETX-220A unit in a 23" rack

**WM-34**

Wall mount HW kit for one ETX-220A unit

**ETX-220A\_PS/N/!**

! Power supply:

**AC** Single AC power supply

**DC** Single DC power supply

**SFP-GPON-1DH**

GPON optical network terminal SFP

**Network interface modules for modular options (for ETX-203AM):****ETX-M/2ETH**

Ethernet uplink module with two combo ports

**ETX-M/SH4W**

EFM bonded uplink module with two SHDSL ports (4-wire)

**ETX-M/SH8W**

EFM bonded uplink module with four SHDSL ports (8-wire)

**ETX-M/VDSL8W/POTS**

EFM bonded uplink module with four VDSL ports (8-wire) over POTS

**ETX-M/VDSL8W/ISDN**

EFM bonded uplink module with four VDSL ports (8-wire) over ISDN

**ETX-M/4E1T1**

Ethernet uplink module with 4 E1/T1 ports

**ETX-M/8E1T1**

Ethernet uplink module with 8 E1/T1 ports

*Note: The CBL-E1-SPLT cables must be ordered separately when ordering this module.*

**ETX-M/1T3**

Ethernet uplink module with 1 T3 port

**ETX-M/2T3**

Ethernet uplink module with 2 T3 ports

**SOFTWARE LICENSES FOR ETX-2****ETX-2-SW TWAMP**

License to activate and operate TWAMP related functionalities in ETX-2.

666-1000018 (6.0) Specifications are subject to change without prior notice. © 2013-2018 RAD Data Communications Ltd. RAD products/technologies are protected by registered patents. To review specifically which product is covered by which patent, please see ipr.rad.com. The RAD name, logo, logo type, and the product names (MIND, Optirux, Airmux, and Ipmux, are registered trademarks of RAD Data Communications Ltd. All other trademarks are the property of their respective holders.

**International Headquarters**

24 Raoul Wallenberg Street  
Tel Aviv 69719, Israel  
Tel. 972-3-6458181  
Fax 972-3-6498250, 6474436  
E-mail market@rad.com

**North American Headquarters**

900 Corporate Drive  
Mahwah, NJ 07430, USA  
Tel. 201-5291100  
Toll free 1-800-4447234  
Fax 201-5295777  
E-mail market@radusa.com

[www.rad.com](http://www.rad.com)

Order this publication by Catalog No. 805055

